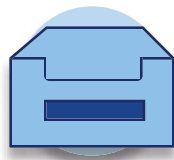




Managerial Evaluation Instructional Guide
for Managers & Next-Level Supervisors



The Kean | Workday MyGuide is intended for the following users:

Managerial Supervisors and
Senior Management

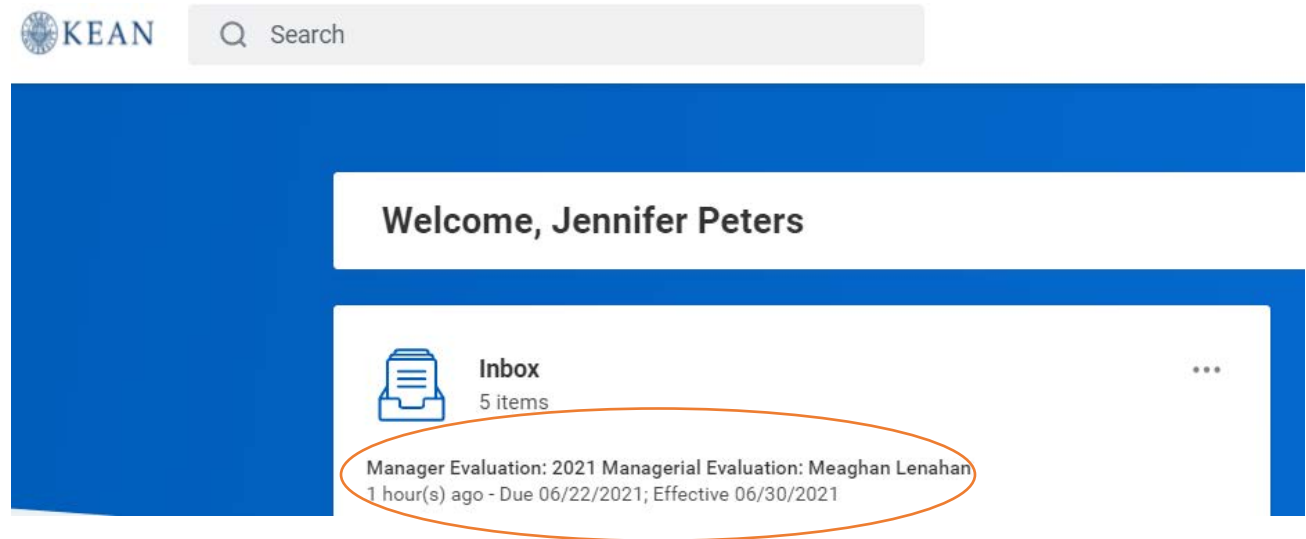
Instructional Guide for Supervisors & Next-Level Management

Table of Contents

IMMEDIATE MANAGERIAL SUPERVISOR’S EVALUATION	2
Manager Evaluation Section One: <i>Competencies & Performance Standards</i>	3
Manager Evaluation Section Two: <i>Outcomes & Execution</i>	6
Important Notes on the Manager Evaluation Step	11
EVALUATION APPROVAL CHAIN	12
<i>“Send Back” functionality</i>	14
EVALUATION DELIVERY	17
QUESTIONS OR CONCERNS?	20

IMMEDIATE MANAGERIAL SUPERVISOR'S EVALUATION [“COMPLETE MANAGER EVALUATION” STEP]

After the employee has completed their Self-Evaluation, the evaluation will route to the immediate managerial supervisor. The **Manager Evaluation** step will display as a task in the supervisor's Workday inbox.



When clicking into the evaluation task, the supervisor will be presented with two view options: **Guided Editor** and **Summary Editor**. Please refer to images on the next page.

*Note that this guide includes images using the **Guided Editor** view.

- **Guided Editor** guides the user through the evaluation. Each section will be broken out onto a separate screen for a step-by-step experience as the user moves through the task. Upon completion of both sections, the user will be able to review the evaluation in full before submitting.
- **Summary Editor** allows the user to view all components of the evaluation in one screen. The task will be completed by scrolling from top to bottom until all required sections have been completed.



Complete Manager Evaluation

Manager Evaluation: 2020-2021 Managerial Evaluation: Meaghan Lenahan

39 minute(s) ago - Due 08/04/2021; Effective 06/30/2021

Review Period
07/01/2020 - 06/30/2021



Go to Guided Editor

A simple step-by-step guide



Go to Summary Editor

Edit everything on one page

Manager Evaluation Section One: *Competencies & Performance Standards*

Supervisors will be able to click into the box for each category to select their rating on the employee's performance. As the supervisor, you will have access to the employee's Self-Evaluation ratings to the right of your Manager Rating section. Self-Evaluation ratings are informational, and while they can be considered, they do not need to influence your rating(s) as the supervisor.



Complete Manager Evaluation

Manager Evaluation: 2020-2021 Managerial Evaluation: Meaghan Lenahan



39 minute(s) ago - Due 08/04/2021; Effective 06/30/2021

Review Period
07/01/2020 - 06/30/2021

COMPETENCIES & PERFORMANCE STANDARDS ▾



Category

Student-Focused Mindset

Description

Employee demonstrates a relentless focus on students; makes decisions with students in mind. If applicable, employee is sensitive and responsive to the current and future needs of the student.

Manager Evaluation

Manager Rating *

Employee Evaluation

Employee Rating

Meets Expectations

In order to open the **Guided Editor** view in full screen, you can click on the arrows in the top right of the evaluation screen. In expanding the page using **Guided Editor**, the evaluation will be broken out into separate sections.

The screenshot displays a web interface for a 'Complete Manager Evaluation'. At the top, there is a navigation bar with a user profile icon, the title 'Complete Manager Evaluation', and a breadcrumb trail: 'Manager Evaluation: 2020-2021 Managerial Evaluation: Meaghan Lenahan'. Utility icons for star, list, PDF, settings, and full-screen are on the right.

The main content area is titled 'COMPETENCIES & PERFORMANCE STANDARDS'. On the left, a sidebar contains a blue button labeled 'COMPETENCIES & PERFORMANC...' and a list of menu items: 'OUTCOMES & EXECUTION', 'Overall', and 'Summary'. The main panel shows details for a specific competency:

- Category:** Student-Focused Mindset
- Description:** *Employee demonstrates a relentless focus on students; makes decisions with students in mind. If applicable, employee is sensitive and responsive to the current and future needs of the student.*

Below the description are two evaluation sections:

- Manager Evaluation:** Includes a 'Manager Rating' dropdown menu with a red asterisk. The dropdown is open, showing options: 'select one' (highlighted in blue), 'Exceeds Expectations', 'Meets Expectations', 'Does Not Consistently Meet Expectations', and 'Unsatisfactory'.
- Employee Evaluation:** Includes an 'Employee Rating' field with the text 'Meets Expectations'.

Click into each section to illuminate it and use the drop-down list to select the appropriate ratings for each category. Once you have chosen a rating, it will display in the box opposite the employee's Self-Evaluation rating.

The screenshot shows a form for the 'Collaboration' category. At the top, there are two icons: a share icon and a checkmark icon. Below the category name, there is a description: 'Employee has the ability to work together with others to achieve a common business purpose. Employee is dependable, keeps commitments and positively contributes to the goal. Key messages are communicated in an effective and timely fashion.' The form is divided into two columns: 'Manager Evaluation' and 'Employee Evaluation'. Under 'Manager Evaluation', there is a 'Manager Rating' dropdown menu with 'Meets Expectations' selected. Under 'Employee Evaluation', there is an 'Employee Rating' field with the text 'Exceeds Expectations'.

In the **Summary** box for the *Competencies & Performance Standards* section, you should add comments to accompany your ratings. **Comments are required for each section, and specific comments/examples are encouraged for ratings other than Meets Expectations. Once you have added comments, click Next.**

The screenshot shows the 'Summary' section of the evaluation form. It is divided into two columns: 'Manager Evaluation' and 'Employee Evaluation'. Under 'Manager Evaluation', there is a 'Comment' field with a rich text editor. The comment text reads: 'The employee has been successful in the position but can work to expand their job knowledge on recently acquired additional duties.' Under 'Employee Evaluation', there is a 'Comment' field with the text: 'I believe I have met the expectations of my position in the above categories over the past year.' At the bottom of the form, there is an orange 'Next' button.

Manager Evaluation Section Two: *Outcomes & Execution*

Continue with section two, again clicking into each category to select the appropriate rating in each category.

OUTCOMES & EXECUTION ▾

< >

Category ↶ ✓

Goal Setting & Achievement

Description

Employee commits to challenging, yet realistic goals. Employee aggressively pursues goals. Employee sets realistic deadlines and meets them. Produces high quality work which is accurate and thorough. Employee completes an acceptable quantity of work within established deadlines.

Manager Evaluation	Employee Evaluation
Manager Rating *	Employee Rating
<div style="border: 1px solid #007bff; padding: 2px;"><div style="background-color: #007bff; color: white; padding: 2px;">Exceeds Expectations ▾</div><div style="padding: 2px;">select one</div><div style="background-color: #007bff; color: white; padding: 2px;">Exceeds Expectations</div></div>	Meets Expectations

In the **Summary** box, add comments to accompany/substantiate your ratings for the **Outcomes & Execution** section. **Note that comments are required for each section, and specific comments/examples are encouraged for ratings other than Meets Expectations.** Once you have added the necessary comments, click **Next** to proceed. If you need to return to the prior section to make changes, click **Back** to do so.

Summary

Manager Evaluation	Employee Evaluation
<p>Comment *</p> <div><p>Format</p><p>B <i>I</i> <u>U</u> A :☰</p><p>🔗</p><p>The employee has achieved the goals of the position for this year and has exceeded expectations for Problem Solving & Agility. Importantly, the employee was an integral part of a team that successfully completed a major project in the fourth quarter.</p></div>	<p>Comment</p> <p>While I believe I have achieved the goals of my position, I believe I can improve on my follow-up and control.</p> <p>↩️ ✓</p>

[Back](#) [Next](#)

After submitting a rating for each category, the system will calculate an **Overall** rating for the employee. The **Overall** rating is based on a numeric average of all ratings that have been entered and will automatically populate in the evaluation. Review the **Overall** rating and click **Next** to continue.

The screenshot displays a user interface for a manager evaluation. On the left, a vertical progress bar shows the current step. The categories listed are 'COMPETENCIES & PERFORMANC...', 'OUTCOMES & EXECUTION', 'Overall', and 'Summary'. The 'Overall' category is highlighted in blue. On the right, a panel titled 'Overall' shows the 'Manager Evaluation' with a 'Rating' of 'Meets Expectations'. At the bottom, there are two buttons: 'Back' and 'Next'.

Overall

COMPETENCIES & PERFORMANC...

OUTCOMES & EXECUTION

Overall

Summary

Manager Evaluation

Rating


Meets Expectations

Back Next

When using **Guided Editor** view, supervisors will have the option to review the evaluation in full before submitting the evaluation for approval.

COMPETENCIES & PERFORMANCE STANDARDS

Guide Me

Category 

Student-Focused Mindset

Description

Employee demonstrates a relentless focus on students; makes decisions with students in mind. If applicable, employee is sensitive and responsive to the current and future needs of the student.

Manager Evaluation	Employee Evaluation
Manager Rating *	Employee Rating
Meets Expectations	Meets Expectations

Submit Send Back Save for Later Close

While you will be presented with the option to **Submit** the evaluation, you may also select one of the other options referenced below. Please refer to the following explanations to understand what action will result from each selection.



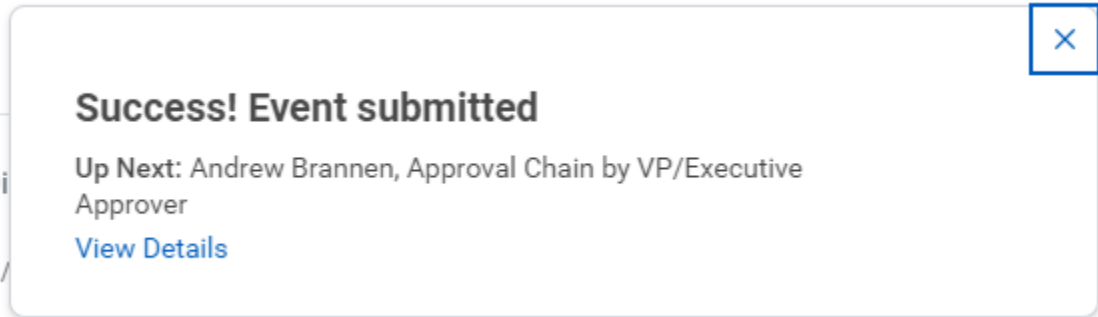
If you **Submit**, the evaluation will move to the Approval Chain step of the evaluation process. This means the evaluation will route to the appropriate next level for approval, including a vice president or senior vice president, if applicable.

If you **Send Back**, the evaluation will route back to the employee for the Self-Evaluation step. **NOTE:** *This is not necessary as the employee has autonomy in completing their self-evaluation.*

If you **Save for Later**, you will be able to retain the ratings you have entered and come back another time to edit or finalize it.

If you **Close**, you will exit out of the evaluation, but your work will be saved.

Once the completed evaluation has been submitted, you will receive an alert indicating that the evaluation has moved to the next step, the approval chain. The system will identify the appropriate vice president/executive approver.



A notification box with a blue border and a close button (X) in the top right corner. The text inside reads: "Success! Event submitted", "Up Next: Andrew Brannen, Approval Chain by VP/Executive Approver", and a blue link "View Details".

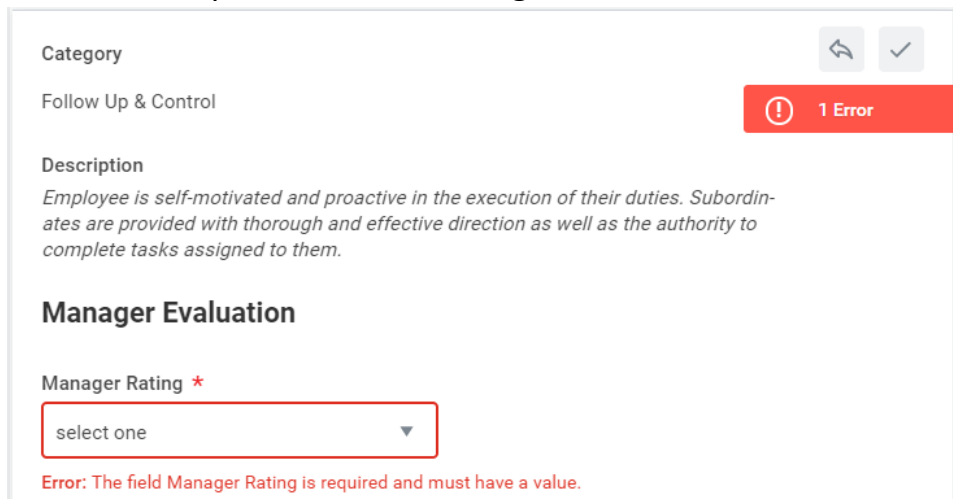
Success! Event submitted

Up Next: Andrew Brannen, Approval Chain by VP/Executive Approver

[View Details](#)

Important Notes on the Manager Evaluation Step

- The evaluation will route to the employee's current immediate manager. For any errors in reporting structure, please email Meaghan Lenahan at lenahanm@kean.edu.
- For employees who have had recent changes in reporting structure, the current and former supervisor should work together to complete the evaluation. Joint feedback may be included in the comments box associated with each section.
- Employees on leave at the time the evaluation cycle is launched will have their Self-Evaluation remain in their Workday inbox until they return from leave. Upon their return, employees and supervisors should work together with Human Resources to ensure the evaluation is completed.
- Required fields of the evaluation include each category's ratings and each section's comments. Failure to complete these fields will result in an error message upon submission. Error messages will appear in red at the top of the user's screen. Users should scroll through the evaluation page to find the red highlighted box(es) to determine which area(s) have been missed and complete them as required before moving the evaluation forward.



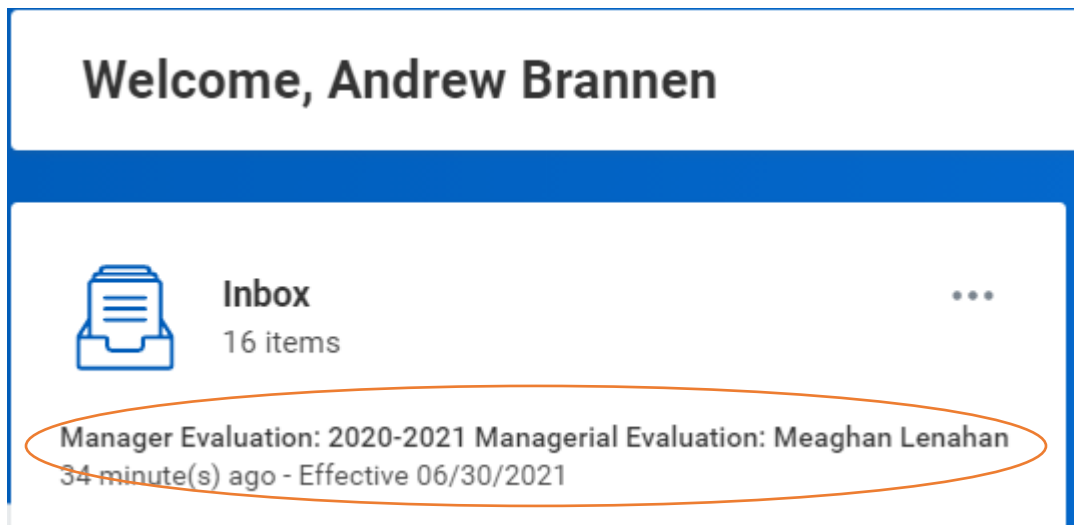
The screenshot shows a web form for a 'Manager Evaluation'. At the top right, there are two icons: a back arrow and a checkmark. Below these is a red error banner with a white exclamation mark icon and the text '1 Error'. The form content includes:

- Category**: Follow Up & Control
- Description**: *Employee is self-motivated and proactive in the execution of their duties. Subordinates are provided with thorough and effective direction as well as the authority to complete tasks assigned to them.*
- Manager Evaluation**
- Manager Rating ***: A dropdown menu with 'select one' and a downward arrow. This field is highlighted with a red border.
- Error message**: 'Error: The field Manager Rating is required and must have a value.'

- Deadlines set within the system are not reflective of deadlines established by Human Resources which are available on the [Performance Management webpage](#). All evaluation steps should be completed in accordance with the Managerial Evaluation Calendar.

EVALUATION APPROVAL CHAIN

The vice president and senior vice president within the employee's management chain will be required to review and approve the evaluation prior to its completion. Through the evaluation process, the evaluation will route to the appropriate individual(s) within the employee's management chain for approval, appearing as an **Approval** task in the appropriate next-level manager's Workday inbox.



Review

[Manager Evaluation: 2020-2021 Managerial Evaluation: Meaghan Lenahan](#)

Evaluated By

Jennifer Peters

Review Period

07/01/2020 - 06/30/2021

Next-level approvers will have access to the evaluation in its entirety. As a next-level approver, you will be able to review the employee’s Self-Evaluation as well as the managerial supervisor’s ratings and comments.

OUTCOMES & EXECUTION

Category

Goal Setting & Achievement

Description

Employee commits to challenging, yet realistic goals. Employee aggressively pursues goals. Employee sets realistic deadlines and meets them. Produces high quality work which is accurate and thorough. Employee completes an acceptable quantity of work within established deadlines.

Manager Evaluation

Employee Evaluation

Manager Rating

Employee Rating

Exceeds Expectations

Meets Expectations

Summary

Manager Evaluation

Employee Evaluation

Comment

The employee has achieved the goals of the position for this year and has exceeded expectations for Problem Solving & Agility. Importantly, the employee was an integral part of a team that successfully completed a major project in the fourth quarter.

Comment

While I believe I have achieved the goals of my position, I believe I can improve on my follow-up and control.

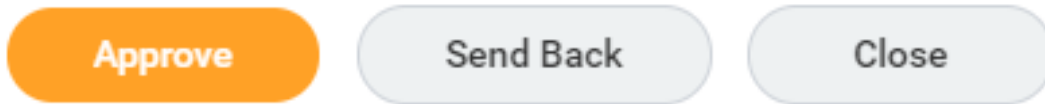
Overall

Manager Evaluation

Rating

Meets Expectations

Users within the approval chain will have the option to **Approve**, **Send Back** or **Close**. Please refer to the below explanations to understand what action will result from your selection.



If you **Approve**, the evaluation will route to the next user in the approval chain for final approval, if applicable. If you are the highest user within the employee’s management chain, your approval will be recorded and the evaluation will route back to the immediate manager for delivery to the employee.

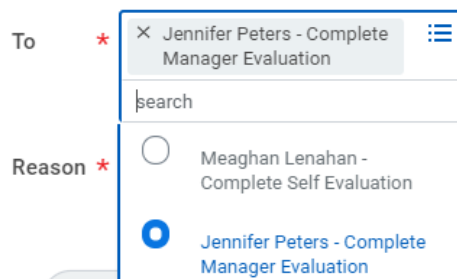
If you **Send Back**, you may return the evaluation to the immediate supervisor with comments for action or discussion. See below for specific details on this function.

If you **Close**, you will exit out of this inbox item. Your work will be saved and you can return at a later date.

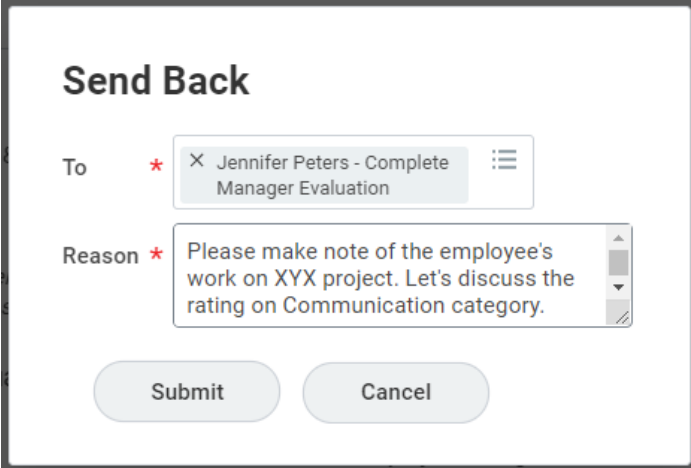
“Send Back” functionality

As the evaluation is an interactive process, the system allows users within the approval chain to send the evaluation back for further action. Next-level approvers will not have the ability to edit the evaluation directly, however, you can use the **Send Back** function to ensure immediate supervisors include references to significant events that occurred during the evaluation period or to discuss specific ratings.

Send Back



Note that while the option to return the evaluation to the employee is available, the **Send Back** function should be used to return the review to the evaluating manager. The employee's Self-Evaluation is considered complete at this point in the process.



Send Back

To * X Jennifer Peters - Complete Manager Evaluation

Reason * Please make note of the employee's work on XYX project. Let's discuss the rating on Communication category.

Submit Cancel

When using the **Send Back** function, the sender will be required to add a comment indicating the reason for returning the evaluation to the supervisor. The evaluation will then route back to the selected user for the appropriate action before returning to the approval chain for completion.

Each user within the approval chain must **Approve** the evaluation in order to move it forward to the next step, **Evaluation Delivery** (“Provide Manager Review Comments”).

The final user within the approval chain will receive a confirmation message indicating that the approvals have been recorded and the evaluation has moved forward to the next step in the evaluation process- **Evaluation Delivery**.

Success! Event approved

Up Next: Jennifer Peters, Evaluation Delivery, Due Date
08/04/2021

[View Details](#)

EVALUATION DELIVERY

["Provide Manager Review Comments" Step]

The immediate managerial supervisor will receive another inbox item to act on the evaluation once the required approvals have been recorded.



Inbox

4 items

Evaluation Delivery: Meaghan Lenahan

2 minute(s) ago - Due 08/04/2021; Effective 06/30/2021

When clicking into the inbox item, supervisors will see that the step will be referred to in the system as “Provide Manager Review Comments.” This step is intended to allow for the formal delivery of the evaluation to the employee.



Provide Manager Review Comments

Manager Evaluation: 2020-2021 Managerial Evaluation: Meaghan Lenahan ⋮



Evaluated By [Jennifer Peters](#)

Review Period
07/01/2020 - 06/30/2021

Supervisors should schedule time to review the evaluation with their direct report(s). Following this discussion, the supervisor should complete the acknowledgment within the system, indicating that the evaluation was delivered.

I have reviewed this document with the employee, discussing the contents and ratings.

Acknowledgement

Manager Acknowledgement

Status *

✕ Acknowledge ...☰

Comment

Normal ▼ | **B** | *I* | U | A ▼ | ☰ | 🔗 | ↗

The employee and I met on DATE to review the content of the evaluation.

COMPETENCIES & PERFORMANCE STANDARDS

Category

Student-Focused Mindset

SubmitSave for LaterClose

After completing the acknowledgement, click **Submit** to move the evaluation forward to the employee.

Once submitted, a confirmation message will appear indicating that the evaluation has been routed to the employee for their acknowledgement. This is the immediate supervisor's final step of the review process and no further action is required once it has been submitted.

Success! Event submitted

Up Next: Meaghan Lenahan, Employee Acknowledgement, Due
Date 08/04/2021

[View Details](#)

QUESTIONS OR CONCERNS?

For any questions regarding the evaluation process or for assistance with an evaluation in Workday, please contact Meaghan Lenahan (lenahanm@kean.edu) or Wonjun Han (wohan@kean.edu).

Please refer to our Managerial Timeline on our [Performance Management webpage](#) for all deadlines and other important dates with respect to the completion of the Managerial Evaluation.

For other Workday resources, including additional training materials, visit our [Workday webpage](#) or email us at workday@kean.edu.